

Why Level 1 Training?

Most people assume that buying the software is enough to become productive with Rhino. However we found out that most Rhino users without training work inaccurate and unprofessional. Even after years of working with Rhino.

Rhino Problems to avoid:

- Curves and surfaces contain too many control points which makes file size large and Rhino display slow;
- Curves and surfaces are not smooth which makes products look amateurish or difficult to manufacture;
- Surface edges are not connected to each other accurately. This result in many problems and has a huge impact on accuracy:
 - Trimming of surfaces is problematic;
 - Digital manufacturing is not possible;
 - Calculations are not working.
- No layer management:
 - Makes Rhino files hard to interpret and very problematic to work with at a later time;
 - Makes it very difficult for other people to work with the Rhino file.
- Rhino files without anchor points. As Rhino is not a parametric modeler, we teach trainees to create anchor points. This enables Rhino users to edit objects faster and maintaining high quality geometry.

Rhino Level 1+ Training

Kick-start your productivity with Rhino

From: *Working with Rhino*

To: *Knowing how Rhino works!*

After this course you are able to model 3D geometry in Rhino in an accurate way. Also editing geometry is a part of the course. The course focuses both on creating high quality curves as well as surfaces. Quite often curves are used as input for generating surfaces. Another aspect of the training is to learn more about the user interface and where to find commands.

Most important is to learn to analyze the quality of your work. You are as good with Rhino as you can analyze the quality of your work. The course follows the McNeel Rhino Level 1 Training Guide. However, we have added several extra RhinoCentre topics that makes you understand Rhino better. Especially the extra topics are most important to master Rhino. Therefore this course is interesting for both beginners as well as self-taught Rhino users. As the course is generic, it is interesting for anybody from any industry who wants to work with Rhino.

[Test your Rhino Level 1 knowledge now](#)

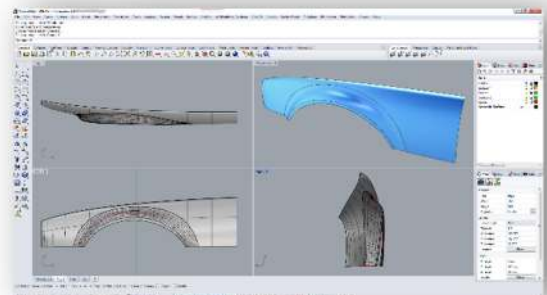
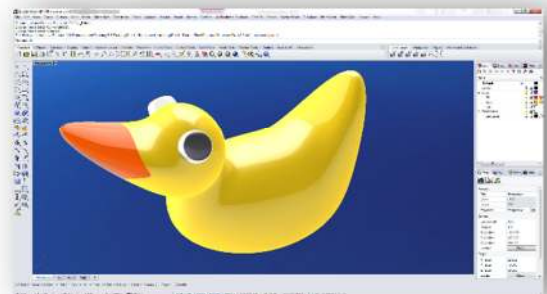
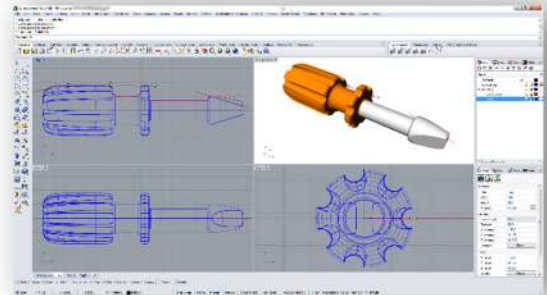
For years now, this is our most popular training!

Training Topics:

- Using the Rhino user interface efficient and effective;
- Navigating the 3D model;
- Model accurate by exact orientation;
- Generating high quality curves, surfaces and solids
- Model management with proper layer management and object properties
- Editing the shape of geometry
- Analyze the quality of geometry

Training Program:

- The Rhino for Windows Interface
- Creating Geometry
- Saving your Work
- Model management
- Precision modeling
- Viewports and construction planes
- Analysis commands
- Drawing with precision
- Editing Geometry
- Point editing
- Creating Deformable Shapes
- Modeling with Solids
- Creating surfaces
- Importing and exporting geometry
- Rendering Basics
- Annotating your model
- Printing and Layouts
- Transforming solids

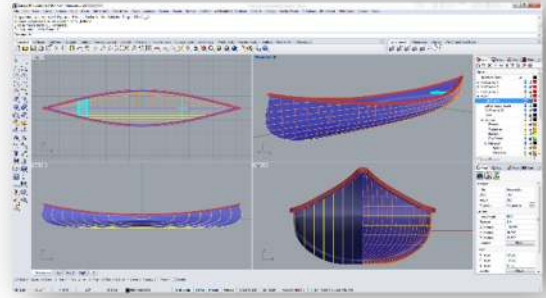


RhinoCentre Training Facts:

- Trainees rate our training with a **9 out of 10**, on average
- More than 500 people received training since 2006
- More than 120 trainings were offered all over the world
- RhinoCentre is an authorized training center by McNeel & Associates
- We develop our own training courses and also offer standard McNeel training
- Maximum of eight trainees in a training class
- Use our training laptop for free
- Trainees receive a certificate after completion of the training

Training details:

- Available as In-company on your location.
- Please contact us for prices and details.
- Training is applicable for:
 - new users of Rhino who want to learn a solid basis
 - autodidact users of Rhino, who like to understand Rhino better
- Prerequisites are a little experience with computers. Rhino is easier to learn for users of AutoCAD
- Maximum of eight trainees
- Duration is three days
- Training days from 09:00 to 17:00 with a lunch at 12:30. We are open for your preferences.
- The training includes a training manual
- Training language is English or Dutch
- RhinoCentre can provide training laptops for free (English OS and Software).
- Trainees receive a certificate after completion of the training
- RhinoCentre [Training Terms](#) are applicable



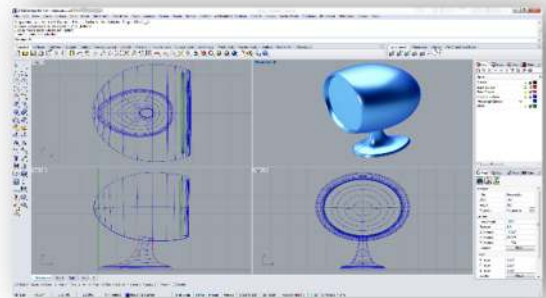
Trainer

Gerard Petersen or Bas Goris are both naval architects.

RhinoCentre

Since 2003 RhinoCentre shares and increases Rhino knowledge in offering training, consultancy and other services to Rhino users around the world.

RhinoCentre is in close contact with McNeel & Associates, the developers of Rhino as well as plugin developers to make Rhino even better. RhinoCentre maintains with most of our customers long lasting relationships based on trust and equality.



More info

Don't hesitate contacting us for more information at info@rhinocentre.nl or call +31 58 2131855

Example page of the training manual

